

Kidney Stones Treatment

Urology Care
FOUNDATION™
*The Official Foundation of the
American Urological Association*

What are Kidney Stones?

Urine contains many dissolved minerals and salts. When the urine has high levels of minerals and salts, hard stones can form. These stones can be “silent” (no symptoms) or very painful.

What are the Different Types of Kidney Stones?

Kidney stones come in many different types. The way your kidney stones will be treated depends on the type of stone you have. The path to prevent new stones from forming will also depend on your stone type. There are four main types of stones:

Calcium stones (80% of stones)

Calcium stones are the most common type of kidney stone. There are two types of calcium stones: calcium oxalate and calcium phosphate. Calcium oxalate is by far the most common type of calcium stone. Some people have too much calcium in their urine, raising their risk of calcium stones.

Uric acid stones (5–10% of stones)

Uric acid is a waste product that comes from chemical changes in the body. Uric acid crystals do not dissolve well in acidic urine and instead will form a stone. Having acidic urine may come from being overweight, chronic diarrhea, type 2 diabetes, gout and a diet that is high in animal protein and low in fruits and vegetables.

Struvite/infection stones (10% of stones)

These stones are related to chronic urinary tract infections (UTIs). People who get chronic UTIs, such as those with long-term tubes in their kidneys or bladders, or with poor bladder emptying from neurologic disorders (paralysis, multiple sclerosis and spina bifida), are at the highest risk for these stones.

Cystine stones (less than 1% of stones)

Cystine is an amino acid that is in certain foods. It is one of the building blocks of protein. Cystinuria (too much cystine in the urine) is a rare, inherited metabolic disorder. It is when the kidneys do not reabsorb cystine from the urine. When high amounts of cystine are in the urine, it causes stones to form. Cystine stones often start to form in childhood.

What are the Symptoms of Kidney Stones?

Stones in the kidney may not cause any symptoms and can go undiagnosed. When a stone leaves the kidney, it travels to the bladder through the ureter. The stone can become lodged in the ureter. When the stone blocks the flow of urine out of the kidney, it can cause the kidney to swell (hydronephrosis), causing a lot of pain.

Common Symptoms of Kidney Stones are:

- A sharp, cramping pain in the back and side, often moving to the lower abdomen or groin. The pain can start suddenly and come in waves as the body tries to get rid of the stone.
- An intense need to urinate or urinating more often.
- A burning feeling while urinating.

National Headquarters: 1000 Corporate Boulevard, Linthicum, MD 21090
Phone: 410-689-3990 • 1-800-828-7866 • info@UrologyCareFoundation.org • www.UrologyHealth.org

 UrologyCareFoundation  @UrologyCareFdn  @UrologyCareFdn  UrologyCareFoun

Kidney Stones

Treatment

- Urine that is dark or red due to blood.
- Nausea and vomiting.
- Men may feel pain at the tip of the penis.

How are Kidney Stones Diagnosed?

Most people have their stones diagnosed when sudden pain occurs while the stone is passing. "Silent" kidney stones, those that cause no symptoms, are only found when an X-ray is taken during a health exam. If the location of your kidney stone(s) is complex, other imaging tests may be done. A urinalysis (urine test) is often part of the exam to learn if there is an infection.

How are Kidney Stones Treated?

Treatment depends on the type of stone you have, its size, location and how long you have had symptoms. There are different treatments in which to choose. It helps to talk with your health care provider about which option is best for you.

Wait for the stone to pass by itself

Often you can drink more water and simply wait for the stone to pass through your urine. Smaller stones are more likely than larger stones to pass on their own.

Medication

Certain medications have been shown to improve the chance that a stone will pass by relaxing the ureter.

Surgery

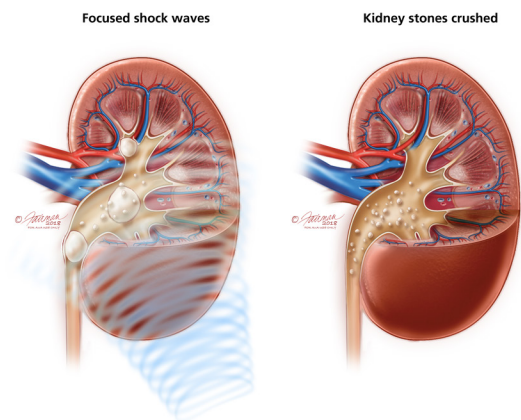
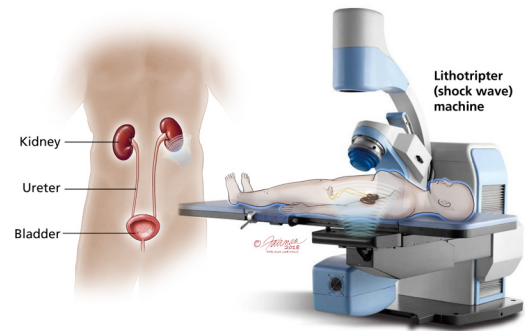
Surgery may be needed to remove a stone from the ureter or kidney if:

- The stone fails to pass
- The pain is too great to wait for the stone to pass
- The stone is affecting kidney function

An imaging test is done before surgery to make sure the stone(s) has not moved or passed.

What are the Different Types of Surgeries Available to Remove a Stone?

Shock Wave Lithotripsy (SWL)



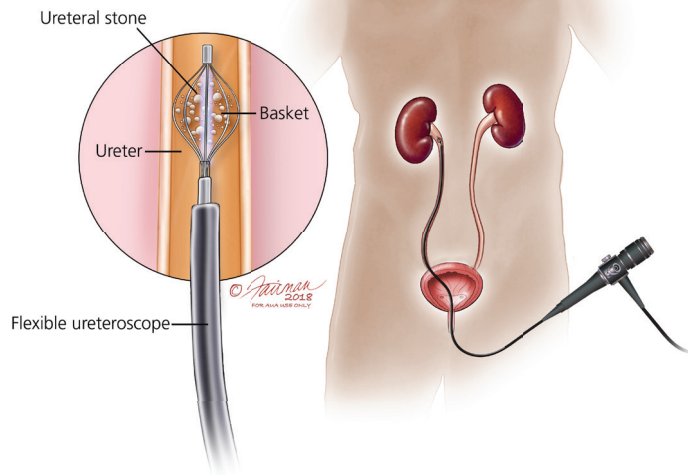
Shock Wave Lithotripsy (SWL) is used to treat stones in the kidney and ureter. Shock waves are focused on the stone using X-rays or ultrasound to pinpoint the stone.

Repeated firing of shock waves on the stone usually causes the stone to break into small pieces. These smaller pieces of stones pass out in the urine over a few weeks.

Kidney Stones

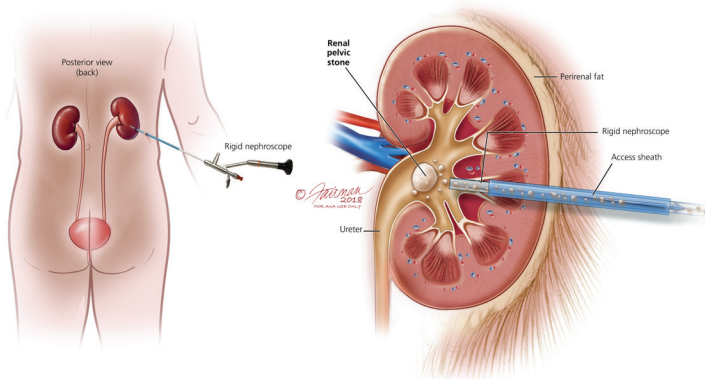
Treatment

Ureteroscopy (URS)



Ureteroscopy (URS) is used to treat stones in the kidney and ureter. URS involves passing a very small telescope, called an ureteroscope, into the bladder, up the ureter and into the kidney. The ureteroscope lets the urologist see your stone without cutting you. Once your urologist sees the stone with the ureteroscope, a small, basket-like device grabs the smaller stones and removes them. If a stone is too large to remove whole, it can be broken into pieces before removal.

Percutaneous Nephrolithotomy (PCNL)



Percutaneous Nephrolithotomy (PCNL) is the best treatment for large stones in the kidney. General anesthesia is needed to do a PCNL. PCNL involves making a half-inch incision

(cut) in the back or side, just large enough to allow a rigid telescope (nephroscope) to be passed into the hollow center part of the kidney where the stone is.

An instrument passed through the nephroscope breaks up the stone and suctions out the pieces. The ability to suction pieces makes PCNL the best treatment choice for large stones.

Other surgery

Open, laparoscopic or robotic surgery may be used if all other options do not work, but this is rarely done.

About the Urology Care Foundation

The Urology Care Foundation is the world's leading urologic Foundation—and the official Foundation of the American Urological Association. We provide information for those actively managing their urologic health and those ready to make healthy changes in their lives. Our information is based on the American Urological Association resources and is reviewed by medical experts.

To learn more about different urologic issues, visit UrologyHealth.org/UrologicConditions. Go to UrologyHealth.org/FindAUrologist to find a doctor near you.

Disclaimer

This information is not a tool for self-diagnosis or a substitute for professional medical advice. It is not to be used or relied on for that purpose. Please talk to your urologist or health care provider about your health concerns. Always consult a health care provider before you start or stop any treatments, including medications.

For more information, visit UrologyHealth.org/Download or call 800-828-7866.